

ORIGINAL

1911

BRAND

## SNO-CONE MACHINE

Designed with antique charm for added impulse sales, Paragon's Original 1911 Brand Sno-Cone Machine will shave over 500 lbs. of cube or chunk ice per hour.

This machine is a real workhorse with its 1/3 h.p. motor spinning at 1725 rpm. The attention-getting back-lit sign and antique styling are sure to attract customers. Since this machine has UL, NSF, CSA and CE approvals it can be used with confidence anywhere in the world.



Original 1911 Brand  
Sno-Cone Machine  
with Antique Cart



Original 1911 Brand  
Sno-Cone Machine

### FEATURES:

- Back-lit graphic sign and illuminated serving compartment
- 1/3 hp, 1725 rpm motor with safety reset
- Shaves up to 512 lbs. of cube or chunk ice per hour
- Stainless steel and aluminum construction with tempered glass panels
- Antique styling to attract impulse sales

See back  
for more details...

### IDEAL FOR:

Concession Stands,  
Flea Markets, Nursing  
Homes, Amusement  
Parks

*Couple the antique styling  
machine with the matching  
cart for a perfectly unique  
nostalgic appeal.*


Crafted with Quality Filled with Fun  
**Paragon**

# FEATURES




## Back-lit Sign

This colorful graphic sign is back-lit with a 15 watt fluorescent tube to attract attention.




## Heavy Duty Motor

The sno-cone machine features a 1/3 horsepower motor with 1725 rpm. This motor also uses a safety reset that prevents accidental start-up if the motor is ever jammed.



## Stainless Steel and Aluminum Construction

The cabinet of the machine is made from stainless steel and aluminum for years of durability and ease of cleaning.



## Tempered Glass Panels

The three side panels of the sno-cone machine all use tempered glass panels for safety. These glass panels are very easy to clean and will not yellow or scratch.



## Lighted Serving Compartment

The serving compartment is illuminated to highlight the freshly shaved ice for operator ease and increased impulse sales.



## Sno-Cone Holder

This optional sno-cone holder is made of easy-to-clean and rugged stainless steel. It holds up to 6 sno-cones and makes it easy to produce large volumes during peak selling times.

**STANDARDS:** (ETL tested to) UL 763 - CSA 22.2 - NSF 12 - CE

Part #	Description	Volts	Watts	Amps	Dimensions	Wt.
6133110	Sno-Cone Machine	120	680	5.7	20" x 16" x 26"	66
6233110	Sno-Cone Machine	240	680	2.8	20" x 16" x 26"	66
3050010	Matching Cart for Sno-Cone Machine	-	-	-	38" x 16" x 30"	62
6700	Sno-Cone Holder	-	-	-	12" x 8" x 3"	5

## THREE-YEAR WARRANTY PROGRAM

Crafted with Quality Filled with Fun  
**Paragon**

# SNO-CONE



## Sno-Cone Syrup

*One gallon containers*

<u>Part #</u>	<u>Flavor</u>
6400	Cherry
6401	Blue Raspberry
6402	Grape
6403	Strawberry



## Sno-Cone Cups

*5.75 ounce*

<u>Part #</u>	<u>Qty.</u>
6500	1,000



## Syrup Pump

*One ounce per pump*

<u>Part #</u>	<u>Qty.</u>
6600	Each